



Petal Pusher



**THE LANDINGS
GARDEN CLUB**

Beautification, Conservation, Education

UPCOMING EVENTS

General Meeting

Monday, February 23, 2026

Messiah Lutheran Church

9:15 Meet and Greet

10:00 AM Membership Meeting

10:45 Program - Melaney Cress

Organic Skincare products harvested
from Melaney's Garden

*To attend, register on-line:

www.landingsgardenclub.com

March General Meeting

Monday, March 23, 2026

Messiah Lutheran Church

9:15 Meet and Greet

10:00 AM Membership Meeting

10:45 Program - Danielle Oxman

Coordinator for Gray's Reef National
Marine Sanctuary

Garden Tour

Wednesday, March 25, 2026

Melany Cress of Sage Adj. Wise

Her home, 131 East 48th Street

Savannah, GA 31405

*times and transportation soon to
follow

Upcoming...

SCAD Tour (March or April): Tour the
film studio and museum with lunch
to follow at Gryphon Tea Room

*dates, times, and transportation
soon to follow

Inspire to Grow Through Beautification,
Preservation, Conservation, & Education



President's Message

As we approach the time of year when our gardens are winding down, many of us have taken the opportunity to plant in the fall. Some of us are growing cold crops, and we're starting to see the fruits of our labor. The gardening climate in Savannah is quite different from that of New England, and it has taken me some time to adapt. However, I've discovered that garlic has become one of my favorite crops to cultivate during these cooler months. I've perfected my technique over time and now grow garlic every other year, as the harvest lasts about a year and a half and it takes up so much space in my garden that it prevents me from growing other vegetables.

Last November, we planted the following varieties: Inchelium Red Softneck, Lorz Softneck, Silverwhite Softneck, Romaina, and Korean Hardneck. The Inchelium variety boasts a rich heritage, originating from Inchelium, WA, home of the Colville Federated Tribes Reservation. This garlic is considered the oldest in North America, dating back to before the arrival of English settlers. How fascinating is that? The "Red" variety offers a delightful full flavor and lasts for months after drying, making it my longest-stored garlic!

Lorz Softneck made its way to the U.S. around 1900 from Sicily and features large heads and cloves. It is regarded as an heirloom garlic with a robust, spicy flavor. The Romaina and Korean varieties also have substantial heads with intense spicy notes. Both are "Hardneck" types that thrive in northern climates. While they can be grown here, their success may vary depending on our winter weather. Fortunately, this year's cold conditions are ideal for growing all types of garlic.

Cultivating your own vegetables allows you to explore creative varieties that might not be readily available otherwise. Broccoli, for example, is a delight to grow and has a wonderful sweet flavor. This motivates me to plant through trial and error. Many garden club members have impressive year-round gardens. Other members who volunteer at our many different sites have so much to offer. As our members connect and share their knowledge, we can assist one another in selecting and growing the right plants at the right time for success.

Warm regards,
Gayle



Raised Garden Beds



Amazing Broccoli



Sweet Kumquats

Membership

Submitted by Angie Stewart

Membership Update & 2026 Renewal Reminder

Thank you to everyone who has already renewed your Landings Garden Club membership for 2026. We truly value YOU! The response so far has been fantastic, and it's delightful to see so many familiar names continuing this journey with us.

As a friendly reminder, the renewal deadline is February 23, and we still have a handful of members who have not yet renewed their membership. If you are one of them, there's still plenty of time! We would love for you to remain a member for another year that's sure to be filled with programs, friendships, gardens, and fun.

Renewing is easy! Simply choose the option that suits you best:

- Mail a check to our Treasurer, Martha Nesmith
- Bring a check to the next meeting on February 23, 2026
- Pay via Zelle at Landingsgardenclub@gmail.com



We are also thrilled to welcome our new members! On the next page you can read about three of our newest members. We will be posting more bios in the upcoming issues of the newsletter. If you have friends, neighbors, or fellow gardening enthusiasts who might enjoy joining LGC, now is the ideal time to invite them. Our club continues to grow in energy, ideas, and opportunities. We'd love to share this excitement with others who are interested in gardening, conservation, and community.

If you have any questions regarding membership, please reach out to Angie Stewart. Thank you for being part of what makes The Landings Garden Club such a special place. I look forward to seeing everyone at the February meeting!

Angie

Fundraising

Submitted by Beth Weathers



HELP NEEDED!

We are seeking fresh and easily executable ideas to enhance our fundraising efforts for 2026. After a highly successful 2025, where we raised more than the previous year, just imagine what we can achieve for our Landings community and Savannah charities in 2026!

We encourage you to team up with one or two fellow members to brainstorm and collaborate on fundraising concepts. All suggestions are welcome, and any chosen will receive full support from the board to ensure their success. Ideas don't have to be holiday-themed; we are looking for initiatives that can be implemented year-round.

Please submit your suggestions promptly to Beth Weathers at beth@dubya.me. I would love to present these ideas at the February and March meetings.



We are excited to hear your thoughts!

Welcome

MEET OUR NEWEST MEMBERS!

Cathy Lowe

Cathy Lowe and her husband, Greg, reside in Marshwood. They bought their home four years ago and officially moved in during the summer of 2025. They fell in love with The Landings after a weekend visit—Greg was captivated by the golf course, while Cathy was enchanted by the natural beauty surrounding them.



Cathy describes her relationship with gardening as somewhat of a love-hate experience. Her mother maintained a large vegetable garden, along with fruit trees and flower beds, which instilled in Cathy an early appreciation for gardening, even if her enthusiasm has fluctuated over the years.

Cathy holds a special affection for peonies and iris, appreciating their dependability and low maintenance: plant them once, and they bloom year after year. However, deer have proved to be persistent visitors, sampling most plants in her yard. Residing along a busy wildlife path brings regular sightings, and recently, she has witnessed some lively red fox activity during mating season.

Emily Johanson



Emily resides in Oakridge and has been part of The Landings for four and a half years, having moved here upon her retirement. Her passion for gardening began in her twenties, inspired by the opportunity to cultivate a garden while raising her young children.

Vegetable gardening was Emily's initial true love, and this practical foundation continues to influence her gardening approach today. One of her proudest achievements came when she established eight raised beds, thoughtfully paired with complementary perennials—creating a space that truly captivated her and earned an enthusiastic “wow.”

For Emily, spending time in the garden provides tranquility and a tangible sense of accomplishment. However, peonies have proven to be a humbling challenge, and like many in The Landings, she shares her space with a plentiful deer population. Consequently, her landscape has transformed into a predominantly green space that harmonizes beauty, resilience, and realism.

Judy Anderson

Judy has called Palmetto home for the past 27 years. After years of visiting the Landings to escape the chill of Chicago, she and her husband decided to embrace the heat, humidity, gnats, and all, and have never looked back..



Gardening is a cherished tradition in Judy's family. Her grandparents and parents were passionate gardeners, passing down perennials and a deep appreciation for nurturing plants. In Chicago, the abundant sunlight and rich soil made vegetable gardening a breeze. However, in The Landings, shade and deer became significant challenges. While her hostas struggled to survive, the ferns flourished, and now her yard is a verdant haven for them.

Judy takes pleasure in hands-on gardening, personally handling her planting, pruning, and maintenance. Her $\frac{3}{4}$ acre property runs alongside both the golf course and lagoon, resulting in a substantial landscape to care for. She prefers deer-resistant plants, waters sparingly, and approaches gardening with an emphasis on sustainability.

Currently, she is focused on removing river rock from an old cart path and planting around newly uncovered utility boxes. Her greatest frustration has been the effort to re-establish Confederate jasmine after battling scale and sooty mold. Following the recent cold snaps, she anticipates that spring will bring plenty of pruning, but she is prepared for the challenge ahead!




Serenity Garden

Submitted by Martha Nesmith and Amanda Dorman

The Serenity Garden has thrived throughout these winter months. During our January workday, the Snapdragons were adorned with vibrant yellow and pink blooms, while the Pansies showcased their large yellow and purple flowers. It was such a delightful sight amid the chilly winter day!

Winter pruning of the bushes has been completed and all plants received fertilization. The climbing Ivy in the urns is thriving, and our Japanese maple is starting to sprout some early spring leaves. We remain hopeful that the recent sub-freezing temperatures haven't impeded the garden's progress. Spring is right around the corner.



We deeply appreciate the commitment our team has demonstrated in turning this garden into a serene oasis for reflection and renewal. If you haven't had the opportunity yet, we invite you to explore this lovely sanctuary, crafted for anyone in search of a tranquil space to contemplate. Located at the Anderson Cancer Institute on the Memorial Hospital Campus, the garden is easily accessible and welcoming to all who wish to experience its beauty.

Community Service

Submitted by Georgia Klutzier

Our cash donations from October to January enabled the committee to acquire several items, including two bulk packs of Hot Cocoa, a 90-piece hotel soap set, and a variety of toiletries including a 12-pack of deodorant sticks, a 24-pack of travel wipes, and 72 on-the-go Kleenex packs. All these goods will be distributed to the patients of Georgia Regional Hospital System (GRHS).

Hot Cocoa is a beloved treat that was specifically requested by the patients at GRHS. Therefore, it's no surprise they were thrilled to receive it, especially given the chilly weather we've been experiencing lately.

Additionally, our aluminum tab contribution to the Ronald McDonald House weighed in at 6 pounds and 0.47 ounces, marking the highest amount we've contributed to the district for the 2025 calendar year.

A heartfelt thank you to everyone for your hard work and dedication!



Birds and Conservation

Submitted by Sue Hamlet

Spread Your Wings! The Landings Garden Club Skidaway Island Birding Challenge



Attention All Gardeners, Nature Enthusiasts, and Observant Eyes!
It's time to lift your gaze from the flower beds and focus on the branches above. Join us for the 2026 LGC Birding Challenge! This month-long event honors the feathered inhabitants of our island.

Late February and March offer a magical experience on Skidaway Island, as our bird population welcomes the final wave of winter visitors while also celebrating the first signs of spring arrivals. Whether you explore your own garden or stroll along the trails of the State Park, every corner of the island is an open invitation for discovery!

The Challenge:

From February 24 to March 22, we invite all LGC members to see how many unique bird species they can spot on Skidaway Island. Every sighting counts, from the majestic Bald Eagles to the tiny Carolina Chickadees.

What's At Stake?

The member who identifies the highest number of unique species during the designated time frame will receive a \$50 gift certificate from Wild Birds Unlimited, which will be awarded at the March meeting. This prize is the perfect opportunity to enhance your backyard habitat with bird attracting paraphernalia.

How to Track Your Sightings:

You can track your bird sightings in two different ways:

- The High-Tech Way: We recommend using the eBird app, developed by the Cornell Lab of Ornithology. This free and user-friendly tool allows you to record sightings on your smartphone as you go. It even maintains your "Life List" and provides valuable data to bird conservationists.
- The Classic Way: A printable checklist of common Skidaway Island birds is available for download from the Georgia Birding Trails website. Simply check off each new species you observe. To download the Birds of Georgia checklist: Vist georgiabirdingtrails.com. Go to the Tab - Birding Basics. Scroll down till you see Checklist *Download the Colonial Coast Birding Trail Checklist.

Are You Ready to Get Started?

Grab your binoculars and let the counting begin! Here are some tips from the pros:

- The Golden Hour: Birds are most active during the first two hours after sunrise.
- Listen Closely: Many species can be heard before they are seen. If you're using eBird, the "Merlin Bird ID" feature can assist you in identifying songs.
- Water is Key: If you have a birdbath, keep it clean; it's the best way to attract species that don't eat seeds.

On the next page is a list of the top 20 most common birds found in our area during the month of March. Which rare visitors or local favorites will you discover?



Birds and Conservation

Skidaway Island Birding Challenge

Top 20 Most Common Birds found in Our Area During March



1. Eastern Bluebird - check the nesting boxes at The Landings.

2. Northern Cardinal - Our year-round crimson favorite.



3. Carolina Wren - Listen for their loud “tea-kettle” song.

4. Painted Bunting - Early arrivals might appear near the end of March.

5. Yellow-rumped Warbler - Look for the “butter butt” feathers near the tail.

6. Pine Warbler - A common trill-maker in our tall pines.



7. Ruby-crowned Kinglet - Tiny & energetic; flashes a red crest when excited.

8. Tufted Titmouse - The grey bird with the stylish mohawk.

9. Carolina Chickadee - A frequent visitor to backyard feeders.

10. Brown-headed Nuthatch - Sounds like a squeaky toy in the pine trees.

11. Red-bellied Woodpecker - Actually has a zebra-striped back & red cap.

12. Pileated Woodpecker - The “Woody Woodpecker” of the island, very large.



13. Osprey - Look up! They’ll be busy repairing nests on platforms.

14. Bald Eagle - Often seen soaring over the marshes & lagoons.

15. Great Egret - Tall, white, and elegant; yellow bill & black legs.



16. Snowy Egret - The one with the “golden slippers” (yellow feet).

17. Great Blue Heron - A prehistoric-looking island staple.

18. White Ibis - White body with a curved orange “football” bill.

19. Brown Thrasher - Georgia’s state bird, loves to rustle in the mulch.

20. Northern Parula - A tiny blue-grey warbler that arrives in early March.




REMINDER!

OUR NEW WEBSITE IS LIVE!

<https://www.landingsgardenclub.com/>

Members can log-in to the Members Only Section
located at the top right corner.
Contact LGB Board for password



**DO NOT PUT “THE” IN FRONT OF
LANDINGSGARDENCLUB.COM**

Dividing Perennials: Why, When, and How

Dividing Perennials in Coastal Georgia (Zone 8B)

In Coastal Georgia, the subtropical climate provides a long growing season that is accompanied by intense summer heat. Therefore, the timing of perennial division is crucial for the survival of plants. Dividing and transplanting perennials is a cost-effective method to multiply your garden while rejuvenating older plants.

Why Divide Perennials?

Most perennials benefit from division every 3 to 5 years. Here are some key reasons to consider division:

- **Vigor Restoration:** Over time, many perennials can develop a “doughnut” shape, with a sparse or dead center and healthy growth only around the edges. Division stimulates new growth and enhances blooming.
- **Controlling Size:** Vigorous spreaders can quickly overtake neighboring plants. Division helps to keep them within their designated space.
- **Increasing Stock:** This allows you to easily multiply your garden while revitalizing aging plants.
- **Health Improvement:** Thinning plants helps to improve airflow, lowering the risk of fungal diseases, which are prevalent in Georgia’s humid conditions.

When to Divide Perennials in Zone 8B?

In Coastal Georgia, the optimal times for dividing perennials are early spring and early fall, steering clear of the peak summer heat.

- **Early Spring (March - April):** Ideal for fall-blooming perennials such as Asters, Mums, and Goldenrod. Divide just before the emergence of new shoots to allow a full season for recovery.
- **Early Fall (late September - October):** Best for spring-blooming perennials like Irises, Peonies, and Daylilies. In this region, aim for mid-to-late October to provide 4-6 weeks for root establishment before the onset of hard winter freezes.
- **The Golden Rule:** Generally, divide spring-bloomers in the fall and fall-bloomers in the spring. Avoid dividing plants while they are actively flowering. Dividing during harsh summer or winter temperatures can stress the plants.

Instructions to divide and replant perennials are listed on the next page...



Dividing Perennials How to Divide and Transplant

Follow these easy steps


- **Prepare:** Water the parent plant deeply a day or two before division to ensure the root ball is well-hydrated. Additionally, amend and loosen the soil where you plan to plant the divisions.
- **Dig:** Use a sharp spade or garden fork to dig around the plant's drip line (the outer edge of foliage), then carefully lift the entire clump.
- **Inspect:** Shake off excess soil to reveal the root system for visual inspection.
 - Fibrous Roots: Separate by hand or with two garden forks positioned back-to-back.
 - Tough/Woody Roots: Utilize a sharp knife, saw, or spade to cut the clump into sections.
 - Rhizomes/Tubers: Cut into pieces, ensuring each contains at least one healthy "eye" or growth point.
 - Replant: Discard any dead or woody centers, and immediately replant healthy divisions at the same depth they were originally growing.
 - Aftercare: Firm the soil to eliminate air pockets, water thoroughly, and apply 2-3 inches of mulch to retain moisture.



Additional Tips:

- **Select a Cloudy Day:** To reduce transplant shock in the Georgia sun, perform divisions on an overcast day or during the late afternoon.
- **Check Each Division:** Ensure that every division has 3 to 4 shoots and a robust root system to promote healthy growth.
- **Avoid Deep Taproots:** Refrain from dividing perennials with deep taproots, as they often struggle to survive or thrive.
- **Monitor Coastal Soils:** Coastal soils can be sandy and quick-draining. For the first two weeks, check new transplants daily, keeping the soil moist but not soggy.

By following these straightforward steps, you'll significantly enhance your chances of a successful division and transplant, ultimately boosting the health and beauty of your garden.



Birds and Conservation

Submitted by Phyllis Aaron

February's Bird The Hummingbird, Nature's Marvel!


Hummingbirds received their name from the sound produced by the rapid beating of their wings. These nectar-feeding birds, which also consume small insects like spiders, are native to the Americas.

They are the smallest adult birds, measuring about 3 to 5 inches in length. Hummingbirds possess the fastest heartbeats and most efficient metabolism, necessitating constant feeding for survival. Their wings flap at an astonishing rate of 50 to 80 times per second, allowing them to reach speeds of up to 37 mph, with courtship dives soaring to 60 mph. Uniquely, they can fly backwards, hover, and even upside down due to their distinctive figure-eight wingbeat.

Hummingbirds are found exclusively in the Western Hemisphere, from Alaska to Tierra del Fuego, with the highest diversity located in Central and South America, as well as the Caribbean. They thrive in a variety of environments, ranging from dense tropical forests to deserts and mountain slopes. Unlike many birds, hummingbirds migrate individually rather than in flocks. The rufous hummingbirds undertake the longest migration, traveling approximately 3,900 miles from Alaska to Mexico in early fall and returning in spring to breed and nurture their young. However, many hummingbirds residing in tropical regions do not migrate, as climate conditions remain stable year-round.

Hummingbirds are known for their territorial and aggressive nature, especially around feeders filled with sugar water and their preferred flowers. They are particularly attracted to red tubular flowers, such as delphinium, hibiscus, and salvia. With their long, slender bills, they reach deep into flowers, using their elongated tongues to lap up nectar. To meet their energy demands, they visit between 1,000 to 2,000 flowers each day, which is equivalent to about 150,000 calories for a human. To conserve energy during food shortages or at night, they enter a torpor state, slowing their metabolism to one-fifteenth of the normal rate.

Hummingbirds have compact bodies paired with long, blade-like wings that enable them to maneuver in any direction and hover effortlessly. Their vocalizations include chirps, squeaks, whistles, and buzzes. Their legs are adapted for perching rather than walking or hopping, as they spend the majority of their time in flight. The colorful throat patch, known as a gorget, plays a dual role in attracting females and warning other males to keep their distance.



Birds and Conservation, continued...

Hummingbird, Nature's Marvel

There are noticeable differences in coloration between male and female hummingbirds. Males often exhibit vibrant brilliance in their head, neck, wing, and breast feathers, which serves to attract females. Hummingbirds typically begin breeding around one year of age.



Females build small cup-like nests, approximately 1.5 inches in diameter, securing them to tree branches using materials like spider webs, lichen, moss, and plant fibers. The female lays two pea-sized white eggs, which she incubates for 14 to 23 days. The chicks are nourished solely through regurgitation from their mother and will fledge about three weeks after hatching.



With a lifespan of 3 to 5 years, many hummingbird species are facing decline due to habitat loss, collisions with glass, pesticide exposure, and possibly climate change, which impacts food availability, migration cues, and breeding. Additionally, they have numerous predators, including praying mantises, domestic cats, dragonflies, frogs, orb-weaver spiders, and other birds.

We can assist hummingbirds by planting their favorite flowers and ensuring that feeders are stocked with store-bought nectar or homemade sugar water. It's best to place feeders out in early March to attract the first arrivals. To promote nesting, consider planting native, nectar-rich flowers such as cardinal flower, bee balm, and trumpet creeper.



It's Time for the Garden Club of Georgia, Inc. 2026 Annual Convention!

The deadlines for the Garden Club of Georgia, Inc.'s 2026 Convention are fast approaching. If you haven't yet reserved your room or registered for the convention please do so now.

Hotel Reservations: The Crowne Plaza SW in Peachtree City / ph (770) 487-2666
Rooms for the GCG group rate must be booked by March 1, 2026

Convention Registrations: Registration deadline is March 14, 2026

- Mail-in Registrations: GCG Convention Registrar, Attn: Rigby Duncan
Rigby Duncan - email: rigbyduncan113@gmail.com
2800 Hunting Hill Lane
Decatur, GA 30033

Online Registrations: Register on-line and pay by credit card via our website
[GCG2026 Convention Registration](#)

We look forward to seeing you in Peachtree City as GCG Celebrates America!



The Landings Garden Club - Community Board

This and That, Tidbits of Interest...



Our New Website is Live

<https://www.landingsgardenclub.com>

Did you know...

You can now register for the General Meeting as well as other Garden Club events on-line via our website: www.landingsgardenclub.com



Coastal Georgia Beekeeping Course

- **Classes Start: Saturday, February 28**
- **Schedule: Every Saturday each month through August 15**
- **Location: Coastal Georgia Botanical Gardens
2 Canebrake Road, Savannah 31419**

**Save the Date:
Savannah Camellia Festival
February 20-22
for more info.
www.savannahcamelliatrail.com**



Forsyth Farmers Market - Forsyth Park

**Every Saturday, rain or shine, from 9 am to 1 pm
Offering fresh, local produce, meats, baked goods, and artisan products from regional farmers and producers.**

**Birding 101 Workshop - Instructor Stan Grey
February 28 and March 7
Coastal Georgia Botanical Gardens
2 Canebrake Road, Savannah 31419**



A Note From the Corresponding Secretary...

*Correspondence for the month of January:
Card and Flowers sent to Kathy Sorvillo
Card to Marti Thomas
Card to the Family of Lynn Wrenn
Card to Tom Thomas, husband of Marti Thomas
Card to Pat Sunshine*



*Thank you,
Barbra Martin*

Hospitality

Submitted by Jen Johnson

As a reminder if your last name starts with the letter I - M
Please bring goodies to the February meeting...

Contributions for General Meeting Social Hour

Members with the last names listed below are asked to bring goodies for the General Meeting Social Hour:

- **E - H: January 26 Meeting**
- **I - M: February 23 Meeting**
- **N - S: March 23 Meeting**
- **T - W: April 27 Meeting**



Treasurer's Report

Submitted by Martha Nesmith

TREASURER'S REPORT JANUARY 2026					
		OPERATIONS		WAYS & MEANS	
BEGINNING BALANCE		\$7,722.39		\$11,857.34	
DEPOSITS		\$3,420.00		\$1,001.88	
SUBTOTAL		\$11,142.39		\$12,859.22	
EXPENDITURES		\$0.00		\$1,683.74	
ACCOUNT BALANCE		\$11,142.39		\$11,175.48	
MINUS RESERVES	*	\$2,500.00		\$541.21	Hesse School Grant \$41.21 BAL
					Arbor Day Grant \$500
AVAILABLE BALANCE		\$8,642.39		\$10,634.27	
* Funds from Savings Acct set up at Club inception. Must remain a reserve.					

The Landings Garden Club, General Membership Meeting Minutes: January 26, 2026

Submitted by Phyllis Aaron, Recording Secretary

Gayle welcomed all the members and called the meeting to order. The Pledge Of Allegiance and the Reflection of Thanks were recited. The minutes from the December meeting as posted in the Petal Pusher were approved.

Corresponding Secretary Barbara Martin reported that a card had been sent to Kathy Sorvillo this week. Kathy fell while visiting family in Denver and is currently hospitalized. Two other notes to members have been sent.

The Treasurer's report in full can be found on the Garden Club website. If you are delivering your dues payment directly to Martha Nesmith, place the check/envelope in a box at her front door rather than in her tube as the wind has been blowing envelopes out of the tube. Georgia club dues are due by March 1st.

President's Report:

The Website is up and running. The address is <https://www.landingsgardenclub.com/>. The password for the members' only section is protected so if you need it, please contact the LGC Board. We have over 100 members.

Standing Committee Chair Reports:

Petal Pusher: Linda Moore

You can find the Petal Pusher under Resources tab on the webpage. All articles to be included in the Petal Pusher should be submitted by the 10th of the month and the newsletter will be posted on the website by the 15th of the month.

We have 22 committees. Gayle will be reaching out to get more members active.

Membership Chair: Angie Stewart.
Angie will give a full report next month.

Hospitality Chair: Jen Johnson
Jen had to leave early due to a family issue and asks that people help to clean up after the meeting is over.

Fundraising Chair: Beth Weathers
We are looking for fundraising suggestions for this spring as well as ideas for any time of year, not just the holidays. Gayle suggested an on-line auction. About 6 or 7 people would be needed to solicit donations from local businesses. Might be good to schedule this around Mother's Day with possible Breast Cancer tie-in?

Holiday Decorations: Sally Dunphy, Donna Slappy, and Pat Barry
Thank you, Sally Dunphy for coordinating member helpers to put up and take down decorations. Thank you to Donna Slappy and Pat Barry for creating and designing the decor.

Blue Star Monument: Anne Gardner, Lisa Hall, and Barbara Martin
Thank you for cleaning up the monument marker. It's now nice and shiny and looks great!

LGC Membership Meeting Minutes: January 26, pg. 2

The Farm: Phyllis Aaron

We have a great team that have been tending the plot since we planted in October. Working with the Farm team is a great way to learn what grows well in this environment.

Old Business:

Hesse School: We gave grant money to Sara Lucas to purchase a video birdhouse and a bench for the garden as well as a gift card to Wild Birds Unlimited for bird seed. The bird house will be part of an integrated curriculum for the school. Gayle shared pictures of the children harvesting, cooking, and eating the sweet potatoes they had grown.

By-laws and Policies and Procedures: By-laws should be able to withstand the test of time while policies and procedures are easier to change. Both are still being worked on.

Reminder: To buy a new name tag with the refreshed logo, the cost is \$10.00

New Business:

New Chairs: Angie Stewart, Membership, and Sue Hamlet, Birds and Conservation.

There will be a '**BUZZ BY**' on Friday, January 30th, at Gayle's home, 6-9pm, 26 Delegal Road. Bring an appetizer to share and BYOB.

Nominating Committee headed by Barbara Martin is looking for someone to fill the VP role. Her committee consists of Angela Devore, Pam Patterson, Linda Moore, and Barbara Victor.

Camellia Festival on February 20-23, at the Coastal Georgia Botanical Gardens, 2 Canebrake Road.

The Garden Club of Georgia has an **Environmental School Course** offered via Zoom on January 29-30. If interested in becoming a NGC Environmental Consultant, you can register at <https://clubofgeorgia.org/environmental-school/>

Hort Short: Vicky Menke spoke on British Horticultural Practices along with history of the island and how the plants got to England from other places.

Move to Adjourn General Meeting: 10:35 am

Program: John McEllen talked about the design and preservation of the gardens at the Ships of the Sea Museum.



The Landings Garden Club Mission

- To function as an educational organization interested in all phases of gardening and related subjects.
- To aid in the protection of forests, marshes, native plants, wildflowers and birds.
- To maintain membership in and coordinate club interests with those of The National Garden Clubs, Inc., The Garden Club of Georgia, Inc., and The Deep South Garden Clubs, Inc.



The Landings Garden Club
Is a Federated Club and a proud member of
National Garden Clubs, Inc.
The Deep South Garden Clubs, Inc.
The Garden Club of Georgia, Inc.

